


OMT

Documentation & Coding

John J. Wolf, DO, FACOFP

A series of horizontal lines in teal and light blue colors, located on the right side of the slide, extending from the center line down to the bottom line.

OBJECTIVES

- Improve financial reimbursement for additional time spent treating patients
- Enhance knowledge of specific Tx areas to maximize patient benefit
- Templates for EMR
- Review of correct CPT codes

We are Osteopathic Physicians

- We touch our patients
- We can offer more than medication
- OMT enhances patient care
- OMT is a procedure – increases office visit income

2014 CMS Reimbursement

- 99213 - \$70.61 Estab Office visit
- 99214 - \$104.36

- 98925 - \$25.82 OMT 1-2 Regions
- 98926 - \$38.85 OMT 3-4 Regions
- 98927 - \$51.24 OMT 5-6 Regions
- 98928 - \$65.51 OMT 7-8 Regions
- 98929 - \$78.77 OMT 9-10 Regions

OMT Regions - CPT defined

- Head
 - Cervical
 - Thoracic
 - Lumbar
 - Sacral
 - Pelvic
 - Abdomen and Viscera
- Lower Extremities
Upper Extremities
Ribcage

Office E&M Coding

- 99214: 4 HPI, 2ROS, 1PMHx
- Exam – 5 organ systems
- MDM – Dx, Data, Risk
- Is NOT DIFFICULT to document 99214 !!!
- Read this article: “Coding Level-IV Visits without Fear”. www.aafp.org/fpm

Efficiency: 3 Regions, 3 Minutes

- Procedure: OMT
- ✓ Trained and certified
- ✓ No additional equipment required
- ✓ Already in the CPT book and on CMS fee schedule.

Documentation

❖ T – Tissue Texture Changes

❖ Temp differences, swelling, hyperesthesia, firmness

❖ A – Asymmetry of bony landmarks

❖ SI joint, ASIS, leg lengths

❖ R – Restriction of Motion

❖ Spine segments, joint range

❖ T – Tenderness

EMR Templates - Physical Exam

- KISS
- “Paraspinal muscles with TTCs on R L at “
 - Example: On R at C5-7 and T 1-6 with...
- ...ROM restriction in Cervical, Thoracic and Lumbar spine
 - Or can be more specific (C4 Right Rotation, etc)

TIME OUT

- At this point, if fairly certain only dealing with a musculoskeletal problem (Somatic Dysfunction), most likely will just treat (perform a procedure)

EMR Templates - Procedure

- KISS – 3+ Regions is realistic goal
- “OMT discussed with pt, pt consented to Tx, OMT to spine with good results”
 - Example: C/T/L spine
 - Example: Rt ribs, Thoracic Outlet, Pelvis

Can be more specific: Muscle Energy, HVLA, etc
Or: Cranial techniques and OMT to spine.....

EMR Template: Procedure


- Important to document OMT as a procedure
- If insurance company declines payment for OMT, want it documented properly
- If payment declined, recommend also sending CPT book page which describes OMT as “a form of manual Tx applied **BY A PHYSICIAN** to alleviate somatic dysfunction and related disorders”.


Link Dx to Procedure


- You link Wart Dx to Cryo procedure
- You link HTN Dx to ECG procedure
- You link Asthma Dx to PFT
- You link Osteoporosis Dx to DEXA
- You link Somatic Dysfunction Dx to OMT
- Example: Dx – Cervical Sprain
Somatic Dysfunction Cervical


OMM Quick Card


- 2010 copyright – OHCOM's CORE Osteopathic Principles and Practices Committee
- Limited supply available today
- Can order from OU-HCOM
- 1-614-367-9371














REVIEW

1. CC/HPI – potential musculoskeletal problem
2. Consider OMT
 1. Do focused structural exam (Template)
3. Rule out serious etiologies
4. NOW you have a choice: OMT (3mins for another \$45 and probably better care), or maybe I need another test to rule out serious problem, Rx, Refer, etc

Case Study - Shoulder blade

- CC/HPI - Acute pain right shoulder blade area
 - PQRST
- Exam: (Templates) +TTC, Restricted ROM
- Dx: 1. Thoracic Strain/sprain
- 2. Somatic Dysfunction C, T, LS spine
- Procedure: (Template)
- Plan: OMT, NSAID, Muscle Relaxer, PT referral, etc

Case Study: Shoulder Blade

- Coding: 99214 (acute/new prob, w work up, Rx, and referral), 98926 (OMT 3-4 regions)
- $\$104.36 (99214) + \$38.85 (98926) = \$143.21$
- Do this once/wk x 46 wks: \$7,148.40 / yr
Twice/wk x 46 wks: \$14,300
- SIMPLE - and better patient care

Case study: IBS w Chronic Constipation

- CC/HPI: 1 BM/wk; failed all OTC/Rx; colonoscopy neg; pain worsening; plus the obligatory 2-3 other problems/refills
- Exam: OMM Quick Card – T5-12, S2-5; **Template** +TTC, Restricted ROM (or asymmetry, tenderness/pain)

Case Study: IBS w Chronic Constipation

- Dx: IBS CC, Som Dysfx T, L, S (or pelvis)
- Procedure: **Template** (OMT to T, L spine and pelvis with good results, tolerated well)
- Coding: 99214 (chronic unstable + 1-2 stable); 98926 (3-4 regions)
- By adding **3 min of OMT and 2 templates**, went from \$104 for the visit to \$143.

Summary

- Think Osteopathically when obtaining HPI, Exam
- Touch you patients (TTC, asymmetry, pain)
- 3 regions in 3 minutes
- Document efficiently with Templates
- Code – add the 98925-29 codes

Summary

- Make a couple templates
- Teach medical students and residents to do same (have them make yours)
- Show students the finances of using their Osteopathic training and skills.

Reminders...

- OMM Quick Card: order from OU-HCOM
 - 1-614-367-9371
- OMT CPT codes: 98925 (1-2 regions)
- 98926 (3-4 regions)
- Document a 99214

TEMPLATES

- Exam: +TTC at _____ with restricted ROM at _____
- Procedure: OMT discussed with patient. Patient agrees to OMT. OMT performed at _____ spine. Tolerated well.

References

- Foundations for Osteopathic Medicine, Second Edition, pg 574-575
- Family Practice Management: Feb 2006, pg 34-38
- OMM Quick Card, OHCOM, 2010
- CMS Physician Fee Schedule